









Genotyping

| | | | | | | | | | | | |
|---|---|--------------------------------------|-----------|------------|-------------|-----------|-------------|------------|------------------------------------|--|------------------------------|
|  |  | Actinobacillus equuli | ASP00001 | | | | | | | | Apx IV negative |
| |  | Actinobacillus suis | ASP00006 | | | | | | | | Apx IV negative |
| |  | Actinobacillus minor | ASP00003 | | | | | | | | Apx IV negative |
| |  | Actinobacillus pleuropneumoniae-like | ASP00008 | 01/12/2007 | Minnesota | | 100 days | Lung | No lesions | | serotype 10 (Mittal), NT PCR |
| |  | Actinobacillus lignieresii | ASP00002 | | | | | | | | Apx IV negative |
| | | Actinobacillus pleuropneumoniae | APP 00013 | NA | Switzerland | Reference | NA | NA | Periarticular abscess | | serotype 3 (R) |
| | | Actinobacillus pleuropneumoniae | APP 00014 | NA | USA | Reference | NA | Lung | Pneumonia | | serotype 4 (R) |
| | | Actinobacillus pleuropneumoniae | APP 00022 | NA | NA | Reference | NA | NA | NA | | serotype 12 (R) |
| | | Actinobacillus pleuropneumoniae | APP 00008 | 03/08/2006 | Minnesota | H0002 | 11 weeks | Pleura | Pleuropneumonia | | serotype 5 |
| | | Actinobacillus pleuropneumoniae | APP 00015 | NA | USA | Reference | NA | NA | arthritis | | serotype 5 (R) |
| | | Actinobacillus pleuropneumoniae | APP 00016 | NA | NA | Reference | NA | NA | NA | | serotype 6 (R) |
| | | Actinobacillus pleuropneumoniae | APP 00019 | NA | NA | Reference | NA | NA | NA | | serotype 9 (R) |
| | | Actinobacillus pleuropneumoniae | APP 00021 | NA | NA | Reference | NA | NA | NA | | serotype 11 (R) |
| | | Actinobacillus pleuropneumoniae | APP 00011 | NA | Argentina | Reference | NA | Lung | NA | | serotype 1 (R) |
| | | Actinobacillus pleuropneumoniae | APP 00023 | NA | NA | Reference | NA | NA | NA | | serotype 13 (R) |
| | | Actinobacillus pleuropneumoniae | APP 00027 | 06/07/2006 | Virginia | H0006 | | Lung | | | serotype 15 |
| | | Actinobacillus pleuropneumoniae | APP 00018 | NA | NA | Reference | NA | NA | NA | | serotype 8 (R) |
| | | Actinobacillus pleuropneumoniae | APP 00034 | 04/27/2007 | Missouri | H0012 | NA | Lung | Fibrinohemorrhagic pleuropneumonia | | 2/8/15 |
| | | Actinobacillus pleuropneumoniae | APP 00025 | NA | NA | Reference | NA | NA | NA | | serotype 15 (R) |
| |  | Actinobacillus rossii | ASP00004 | | | | | | | | Apx IV negative |
| | | Actinobacillus pleuropneumoniae | APP 00020 | NA | NA | Reference | NA | NA | NA | | serotype 10 (R) |
| | | Actinobacillus pleuropneumoniae | APP 00026 | 06/01/2006 | Minnesota | H0010 | NA | NA | NA | | Serotype 5b |
| | | Actinobacillus pleuropneumoniae | APP 00004 | 10/27/2005 | Kansas | H0001 | 20-24 weeks | Lymph node | Pleuropneumonia | | NA |
| | | Actinobacillus pleuropneumoniae | APP 00006 | 03/09/2006 | Tennessee | H0003 | NA | Lung | Bronchopneumonia | | serotype 15 |
| | | Actinobacillus pleuropneumoniae | APP 00012 | NA | Switzerland | Reference | NA | Lung | Pleuropneumonia | | serotype 2 (R) |
| | | Actinobacillus pleuropneumoniae | APP 00024 | NA | NA | Reference | NA | NA | NA | | serotype 14 (R) |
| | | Actinobacillus pleuropneumoniae | APP 00028 | 06/07/2006 | Texas | H0007 | NA | Lung | | | serotype 7 |
| | | Actinobacillus pleuropneumoniae | APP 00029 | 06/14/2006 | Minnesota | H0008 | | Lung | | | serotype 7 |
| | | Actinobacillus pleuropneumoniae | APP 00017 | NA | NA | Reference | NA | NA | NA | | serotype 7 (R) |
| |  | Actinobacillus semini | ASP00005 | | | | | | | | Apx IV negative |